



Phosphor Imaging Plates

Computed Radiography

Exclusively designed for industrial use the standard IPS and IPC2 and the latest high performance IPU Imaging Plates from GE Sensing & Inspection Technologies deliver superior image quality, exposure speed and enhanced life. The combination of a wide dynamic range and exposure latitude results in substantial reduction of downtime and greater throughput. All plates are the latest high-tech components of GE's computed radiography systems for industrial applications.

The new imaging plate technology in combination with the GE scanners, received BAM certification and are accepted by the quality control regimes of a number of leading global companies in aerospace, oil and gas and power generation, meeting applicable ASME, ASTM and EN standards, classified IP Class 1 / Special.

Discover Superior Image Quality

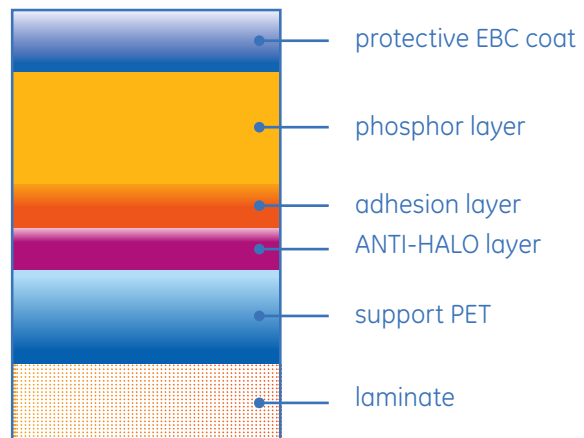
The storage phosphor in the IPS features excellent homogeneity and short response time. The previous pixel is fully faded before the laser stimulates the next one and, as a result, a very high level of sharpness and Signal-to-Noise Ratio (SNR) is obtained. The IPS imaging plate is ideal for weld inspection, castings and honeycomb structure applications.

The storage phosphor in the IPC2 features high absorption efficiency with excellent homogeneity. This results in an extremely fast plate with higher image quality and better SNR than our traditional IPC. The IPC2 imaging plate is ideal for erosion-corrosion inspection applications.

The new IPU plates offer excellent sharpness resulting in improved probability of detection compared with other plates in the GE range and are ideally suited for highly critical, specialist applications involving castings and weld inspections.

Enjoy Enhanced Durability and Lifespan

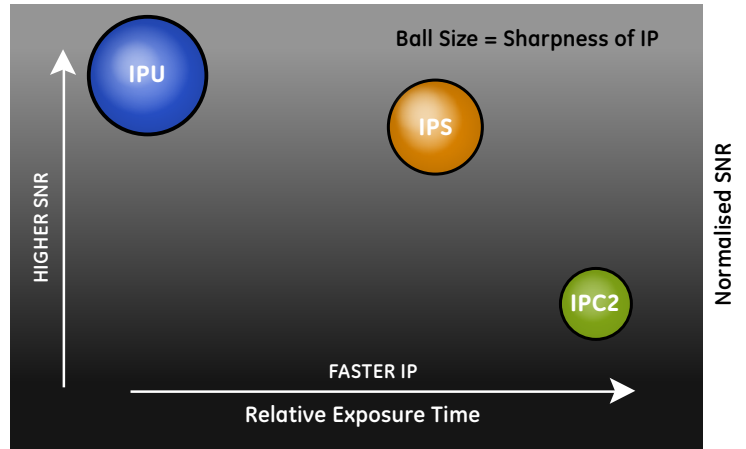
GE's IPC2 plates are protected by an Electron-Beam-Cured (EBC) topcoat. This is proprietary technology for hardening a pre-polymer lacquer coat into a high-density polymer shield protecting the phosphor layer. The results are superb resistance to mechanical wear and extensive immunity to chemical cleaning solutions. Overall, you'll enjoy greater return on your investment.



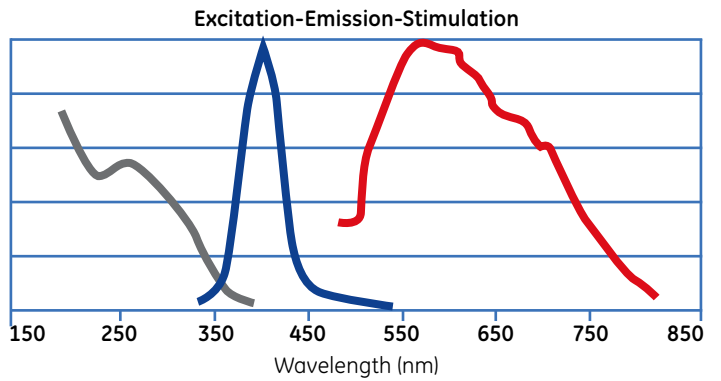
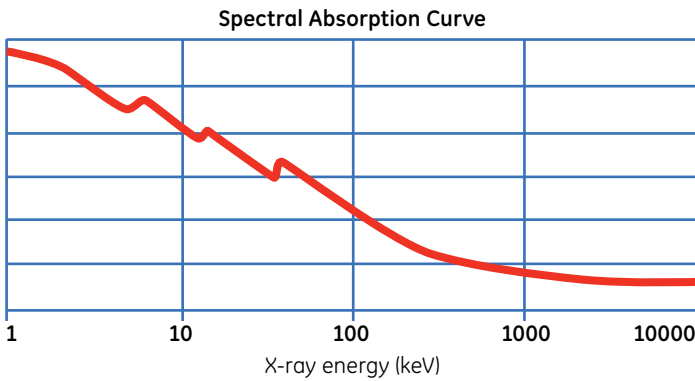
Profit from Greater Efficiency

The storage phosphors on our CR plates have a wide dynamic range, resulting in high tolerance conditions and a larger degree of freedom in selecting the used exposure dose.

In addition, the wide exposure latitude of these imaging plates in many cases allows the visualization of all information with a single exposure - e.g. thick and thinner material. Combined, these features have the effect of drastically reducing the retake rate, helping substantially reduce downtime and/or facilitate higher throughput.



This graph shows the relative differences in speed, normalised SNR and sharpness of GE's IP plates using X-ray.



Technical Specifications

Phosphor Imaging Plates	
Phosphor Composition	BaSrFBr: Eu2 Typical Luminescence: 390 nm
Sizes	Standard IP Sizes for Cassettes (IPS/IPC2/IPU): e.g. 14 x 17 inch 8 x 10 inch 15 x 30 cm 35 x 43 cm 18 x 24 cm 24 x 30 cm
	Customized IP Sizes: all Sizes are Possible on Request: e.g. 4.5 x 10 inch 4.5 x 17 inch 6 x 12 inch 6 x 24 cm 6 x 40 cm 10 x 24 cm
Handling	Relative Humidity: 30 - 80 % Temperature: 10°C - 40°C (50°F - 104°F)
Cleaning	For Plate Maintenance Use only GE Screen Cleaner

Setting the Standards in NDT

GE Sensing & Inspection Technologies is an acknowledged leader in developing innovative NDT solutions and setting standards of excellence across a wide range of modalities. We are at the forefront of computed radiography and strive continuously to improve our product portfolio to meet the increasingly demanding challenges of the aerospace, power generation, oil and gas and automotive sectors.



www.gesensinginspection.com

GEIT-200044EN (01/10)